

INSTALLATION MANUAL

38110BD

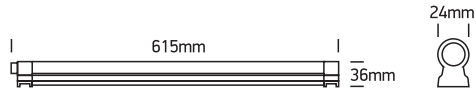
ecolight



Complete with driver.

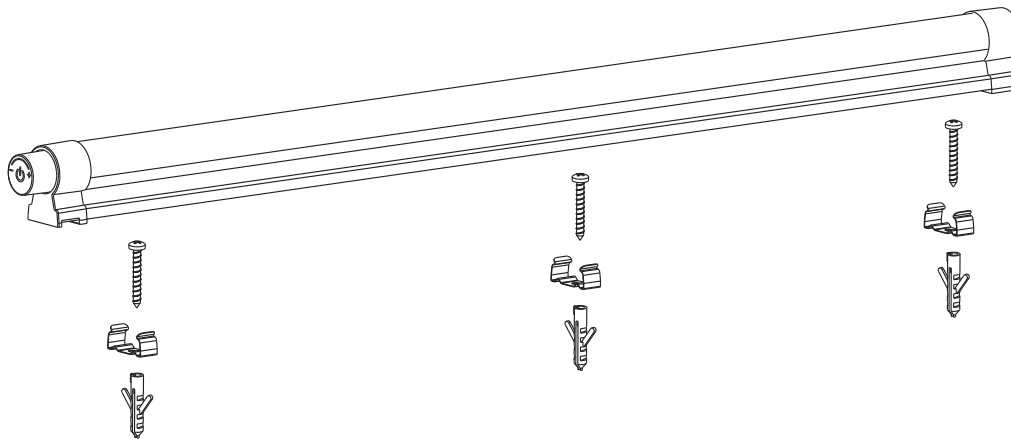
230V | SMD 2835 | 10W | IP20 | PC
Variable colour temperature and dimmable.

80 CRI
1.5m

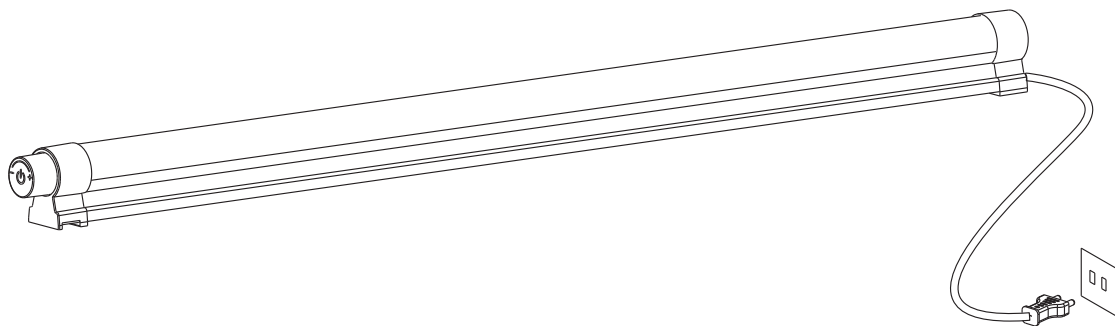


one
LIGHT

A




B



C

INTELLIGENT FUNCTION: Switch, change CCT, dimmer, memory function



1. The light will not turn ON automatically when power supplied.
2. Press button to switch light ON and rotate to change colour temperature.
3. Press button again and rotate to dimm.
4. Press the button and hold to switch OFF.
5. When the light is switched ON again, the CCT and lumen will be the same like last time switched off.

Warnings:

1. Make sure that the product is installed properly before connecting to electricity.
2. Do not cover the fitting.
3. Maintenance and installation should only be carried out by a professional electrician.